

Annual Report



St. Vincent
Meals on Wheels

2022



Thanks to you, St. Vincent Meals on Wheels delivered **776,219** meals to the homebound and hungry in Los Angeles in 2022!

As we begin to see the impact of the COVID pandemic on our service population, we are seeing that so many more seniors will need our support than before the pandemic. We serve **30% more seniors** than we served in 2018 and 2019 (pre-pandemic).

The rising costs of food, fuel, natural gas, and sundries has continued to impact both the program and the homebound seniors that we serve.

Without your support we could not have continued to serve every senior who needs us during this challenging time.

Looking forward our FY 2023/2024 budget is 9.9 million. Meal clients and program revenue will provide about 1.6 million. The remaining 8.3 million must come from caring people like you.

We are so incredibly blessed to have so many individuals and foundations that partner with us in our mission to provide food and love to our homebound seniors in Los Angeles.

Thank you for your continuing love and support. ***We could not do this important work without you!***

Veronica Dover
CEO/Executive Director



www.stvincentmow.org



People Served

Thanks to you, we served **2586** homebound seniors and adults with serious illness and disabilities across Los Angeles. All meals are prepared with high-quality ingredients and tailored diets meet the needs of seniors with specific medical conditions.



Meals Served

776,219 total meals served in 2022.

That's 2,127 meals daily!

Hot Meals 166,104
Frozen Meals 291,903
Breakfast 299,628
Snacks 18,584



www.stvincentmow.org

Inflation and its effect on the program

Average inflation increased significantly from 4.7% in 2021 to 8% in 2022.

This also affects the cost of living in the Los Angeles area.

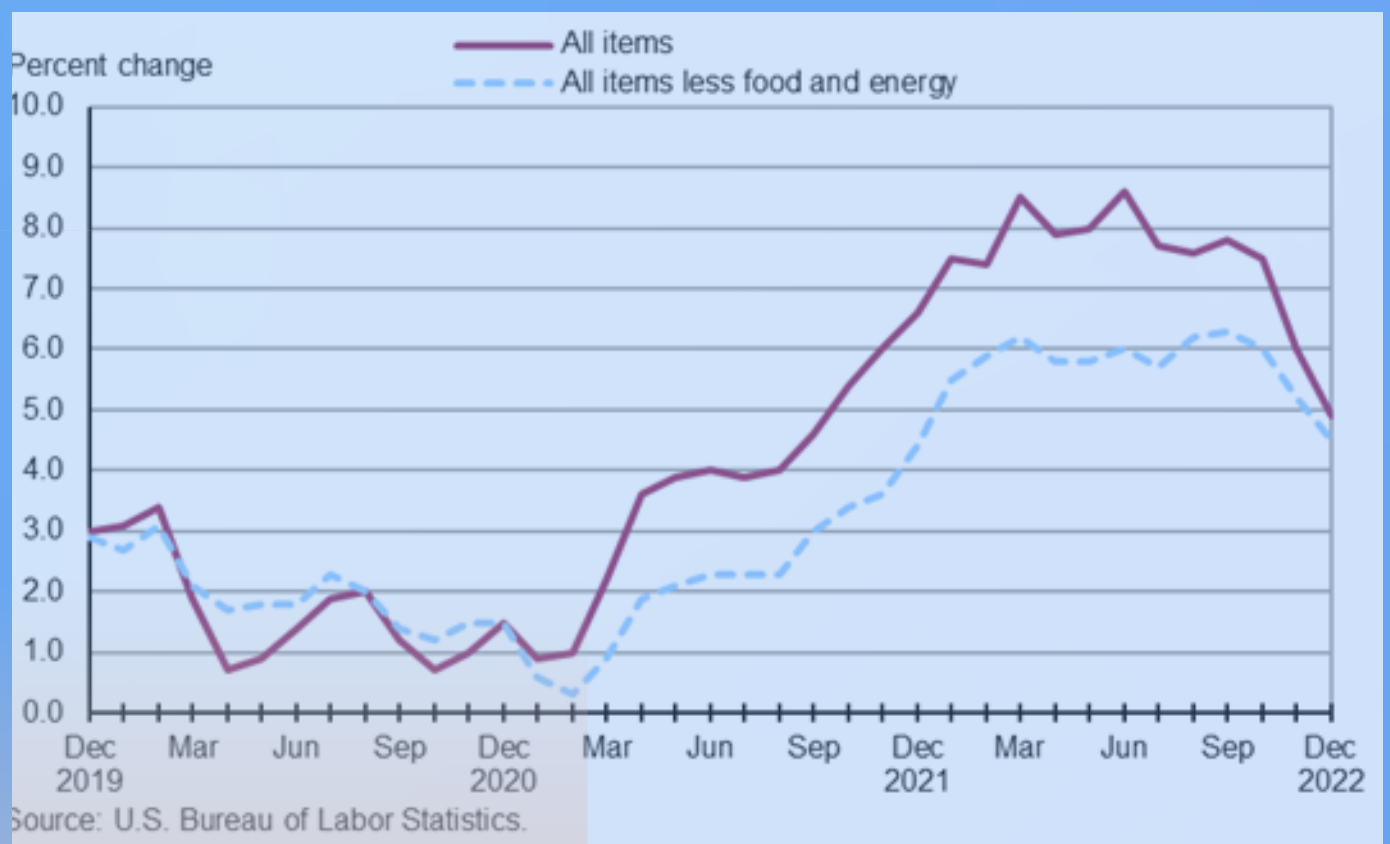
(Source: [usinflationcalculator](#))

Average cost of gas per gallon nationwide increased almost 32% from \$3.03/gal in 2021 to \$3.98 in 2022 (Source: [finder.come/gasprices](#))

Gasoline in Los Angeles remains approximately 33.3% higher than the national average. (Source: US Bureau of Labor Statistics)

The chart below shows the over-the-year percentage change in CPI-U (Customer Price Index for All Urban Customers), Los Angeles-Long Beach-Anaheim, CA from December 2019 to December 2022

Source: US Bureau of Labor Statistics



Wheels

Our 24 vans drove 107,147
miles in 2022.
That's 412 miles per day!



**Our gasoline expense for 2022
was
\$60,387.92**



www.stvincentmow.org

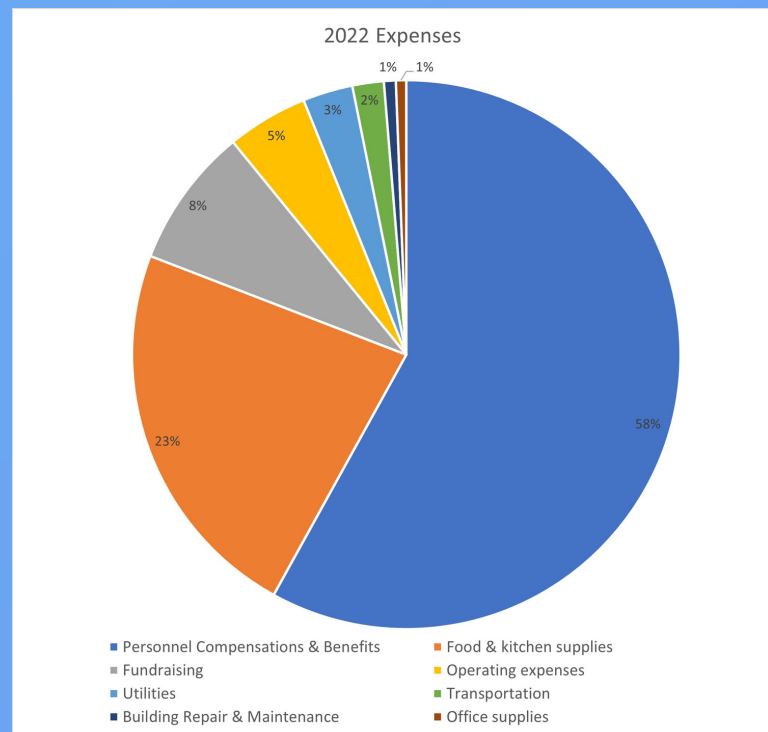
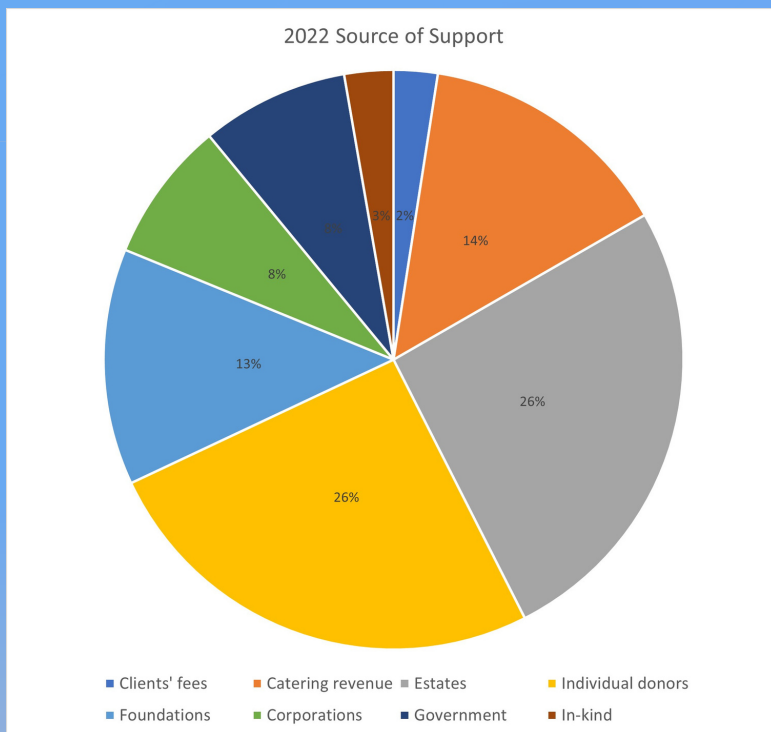
2022 Sources of Donor Support



We rely on your donations
for the majority of our
operating budget!

2022 Total Revenue by source

2022 Total Expenses by category



Support Services

"... and Love"


St. Vincent Meals on Wheels has always been about much more than food.

Our **Bone Appetit** program provides pet food for our seniors furry companions;
our **social isolation/connectivity programming** fosters lasting connections and battles the loneliness that can be devastating for our seniors;
and, our **emergency needs programs** help fill the gaps when we can't find other sources of support for our seniors urgent needs.

Daily we show love and support to those we serve well beyond their nutritional needs.



70,080 pet meals
served in 2022



96 total pets served

47 dogs
&
49 cats



www.stvincentmow.org



Client Support Services

You Extended a Lifeline

In 2022, our Client Services Staff (two social workers and one client advocate) assessed client needs and offered support services to enhance health and safety, support independent living, and promote quality of life, so that our clients can continue to live happy, independent lives in their own homes. They helped clients with information and assistance for healthcare, mental health counseling, veteran's benefits, Social Security benefits, in-home support services, housing, transportation, and legal services. SVMOW has a longstanding commitment to serve those in greatest need.

The **average monthly income of our clients is \$1,086 or \$13,032 annually**, indicating a preponderance of clients living in poverty. More than 68% of SVMOW clients are from communities of color.

78 clients received calls from committed **social call** volunteers
71 clients participated in learning about technology through our
Talking Tech programs

302 hours of volunteer calls to clients were completed
15 tablets with internet services were gifted to seniors
\$5,187.58 were spent on **urgent client needs** through
our **Home Sweet Home** program.





Meals for Community Organizations

In 2022, we provided nutritious meals at our cost to these community organizations:

- Alta Med PACE (multiple locations)
- City of El Segundo Outreach
- Culver Palms Meals on Wheels
- Jardin De La Infancia
- Pasadena Meals on Wheels
- The Salvation Army Corps Glendale
- Meals on Wheels West
- Meals on Wheels of West Los Angeles
- Missionary Brothers of Charity
- St. Barnabas Senior Services
- Torrance/Lomita Meals on Wheels
- San Pedro Meals on Wheels
- United American Indian Involvement Inc
- De Paul USA Casa Milagrosa



Support Groups in 2022

Circle of Angels

316 generous and compassionate donors provided a circle of support for our seniors through gifts of \$500 to over \$50,000.

The Breakfast Club

179 Breakfast Club members donated \$1 or more a day to deliver breakfast to clients who depend on us for everything they eat.

Cuisine à Roulettes

Established inaugural fundraiser, Hollywood Under the Stars held at the historic Paramount Studios in June 2022. The event had **300 guests, top LA restaurants and raised over \$200,000!**



Corporate Partners

Our top 10 most generous corporate partners in 2022 include:

Liquid IV

Emerson Healthcare

Professional Environmental Marketing Association

The Foundation Works

Delta Dental

Kate Farms

Vizient Inc

Albertsons Companies Foundation

BJC Ventures II



Volunteers Nourish the Body and Soul

"A single individual is enough for hope to exist,
and that individual can be you."

Pope Francis

Our clients are hungry for food and they're hungry for human connections. In 2022, **195 volunteers** served as drivers, meal delivery runners, kitchen aides, grocery assemblers, pet food deliverers, telephone buddies, and tech mentors. To address loneliness and social isolation, we continued to recruit social call volunteers who serve as telephone buddies, and tech mentor volunteers to teach our clients new skills and technology. These volunteer-supported services are available to our homebound clients who lack support and may be at an elevated risk of loneliness and social isolation.

This year we reopened our site for the younger volunteers including Project Giving Kids and Charter Schools to assist us in the caring of our clients by assembling hygiene kits, creating cheery cards, and special holiday gifts.


We honor and applaud all our volunteers for weathering the storms, using their voice for kindness and compassion, and their gift of time so that our clients can continue to live with independence and dignity.



thank you

We couldn't do this work
without you!

St. Vincent Meals On Wheels



Love Serves